

Scaled data based on original data using
LM-79-08 Approved Method: Electrical and Photometric Measurements of Solid-
State Lighting Products

Test Report Prepared for
Cooper Lighting Solutions
(formerly Eaton)

Brand: INVUE

Report Number: P142060

Luminaire Tested: **EMM-E01-LED-E1-T4**

Issue Date: 03/03/2020

Test Information

Test Method: LM-79-08
Report Number: P142060
REPORT IS SCALED FROM IESNA LM-79-08 TEST DATA (P33685)
Test Lab: INNOVATION CENTER-P3
Issue Date: 03/03/2020
Manufacturer: COOPER LIGHTING SOLUTIONS (FORMERLY EATON)
Product Line: INVUE
Catalog Number: EMM-E01-LED-E1-T4
Description: EPIC MODERN MEDIUM DECORATIVE LED LUMINAIRE
(1) LIGHTBARS WITH AccuLED OPTICS - TYPE 4
Light Source: (21) 4000K CCT, 70 CRI LEDs
Ballast/Driver: -

Summary

Lumens per Lamp: N/A
Luminaire Lumens: 2875.8 lumens
Efficiency: N/A
Efficacy: 116.4 lumens/watt
Luminous Opening: Rectangular (W 0.17' x L: 1' x H: 0')
IES Classification: Type IV - Short - Semi-Cutoff
BUG Rating: B1 - U0 - G1

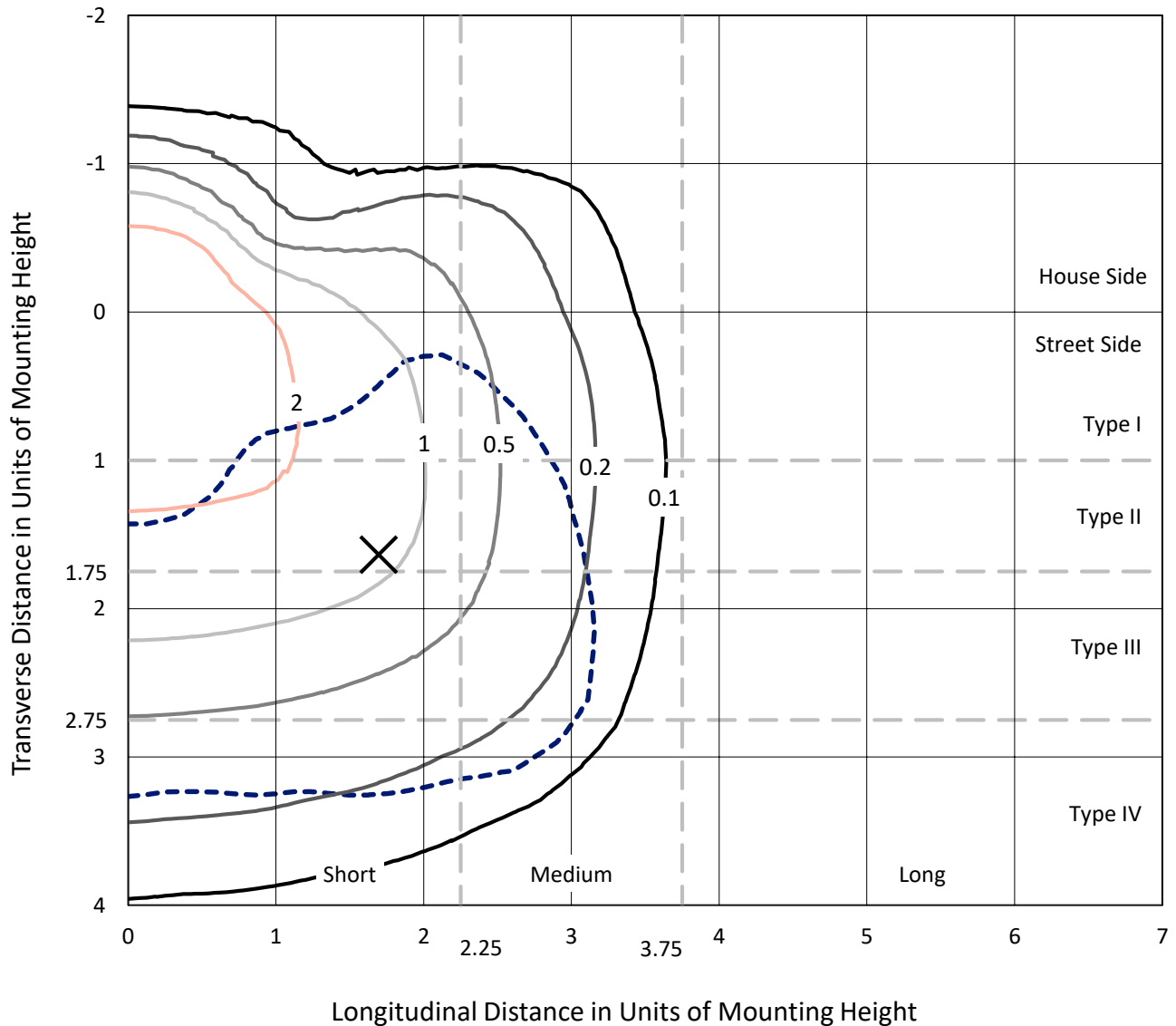
Input Watts (W): 24.7
Input Voltage (V): NR
Input Current (Ain): NR
Voltage Rise (V): NR
Power Factor: NR
Total Harmonic Distortion (THDi): NR
Frequency (hertz): 60
Stabilization Time: NR
Operation Time: NR
Ambient Temperature (°C): NR
Test Distance: 25 FT



REPORT NUMBER: P142060
 CATALOG NUMBER: EMM-E01-LED-E1-T4

Iso-Footcandle Lines of Horizontal Illumination

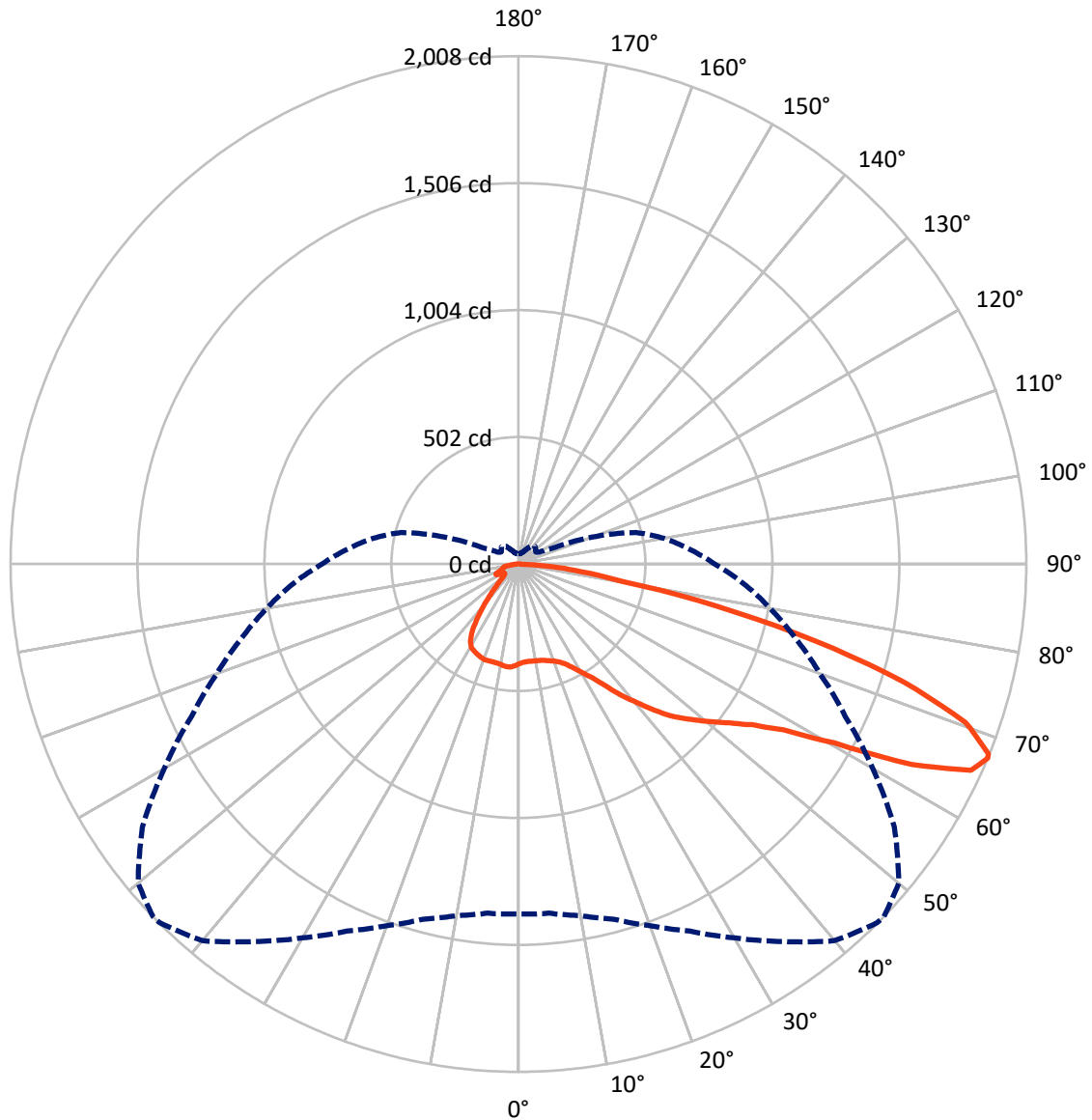
✕ Max cd
 - - - 1/2 Max cd



Based on 10 foot mounting height. Maximum calculated value = 4 fc
 Type IV - Short - Semi-Cutoff

REPORT NUMBER: P142060
CATALOG NUMBER: EMM-E01-LED-E1-T4

Luminous Intensity Polar Plot



— Vertical Plane Through 46-Deg Lateral - - - Horizontal Cone Through 67-Deg Vertical

REPORT NUMBER: P142060

CATALOG NUMBER: EMM-E01-LED-E1-T4

FLUX DISTRIBUTION:

		Downward	Upward	Total
House Side	Lumens	571.5	0.0	571.5
	% Fixture	19.9	0.0	19.9
Street Side	Lumens	2304.3	0.0	2304.3
	% Fixture	80.1	0.0	80.1
Total	Lumens	2875.8	0.0	2875.8
	% Fixture	100.0	0.0	100.0

Coefficient of Utilization

ZONAL LUMENS:

Zone	Lumens	% Fixture
0°-10°	37.9	1.3
10°-20°	113.2	3.9
20°-30°	190.3	6.6
30°-40°	284.6	9.9
40°-50°	370.7	12.9
50°-60°	507.7	17.7
60°-70°	802.6	27.9
70°-80°	497.9	17.3
80°-90°	70.9	2.5
90°-100°	0.0	0.0
100°-110°	0.0	0.0
110°-120°	0.0	0.0
120°-130°	0.0	0.0
130°-140°	0.0	0.0
140°-150°	0.0	0.0
150°-160°	0.0	0.0
160°-170°	0.0	0.0
170°-180°	0.0	0.0
0°-90°	2875.8	100.0
0°-180°	2875.8	100.0



REPORT NUMBER: P142060

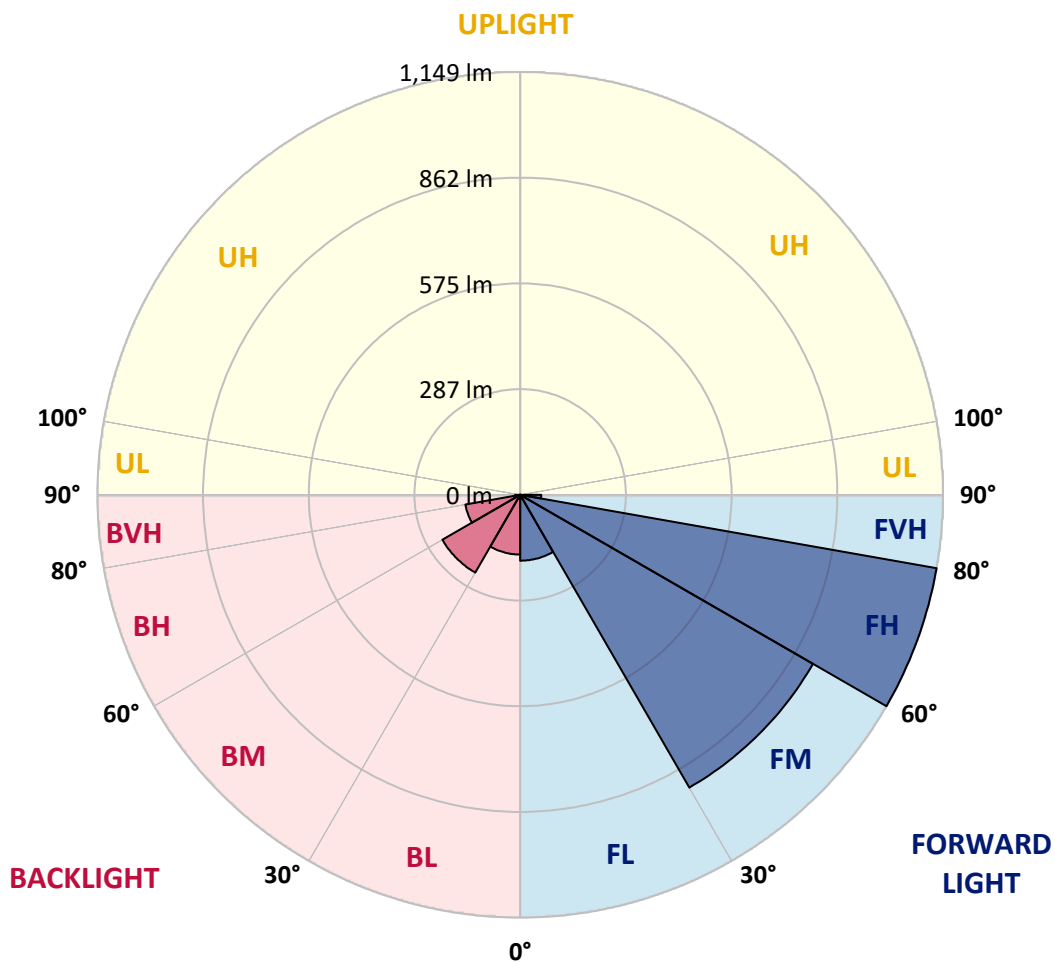
CATALOG NUMBER: EMM-E01-LED-E1-T4

LUMINAIRE CLASSIFICATION SYSTEM LUMEN TABLE AND BUG RATING:

Zone		Lumens	% Fixture	Zone Rating/Lumen Limit		
				B	U	G
FL	(0°-30°)	179.1	6.2			
FM	(30°-60°)	918.9	32.0			
FH	(60°-80°)	1149.2	40.0			G1/1800
FVH	(80°-90°)	57.1	2.0			G1/100
BL	(0°-30°)	162.3	5.6	B1/500		
BM	(30°-60°)	244.1	8.5	B1/1000		
BH	(60°-80°)	151.3	5.3	B1/500		G1/500
BVH	(80°-90°)	13.8	0.5			G1/100
UL	(90°-100°)	0.0	0.0		U0/0	
UH	(100°-180°)	0.0	0.0		U0/0	

BUG Rating: B1-U0-G1

Type IV Short





REPORT NUMBER: P142060

CATALOG NUMBER: EMM-E01-LED-E1-T4

CANDELA DISTRIBUTION (FULL):

	0°	5°	10°	15°	20°	25°	30°	35°	40°	45°	46°
0°	394.0	394.0	394.0	394.0	394.0	394.0	394.0	394.0	394.0	394.0	394.0
2.5°	385.3	386.3	386.0	385.7	386.0	386.3	386.7	387.7	388.0	388.3	388.7
5°	378.3	379.3	379.0	379.7	380.0	381.3	382.3	384.0	385.0	386.3	387.0
7.5°	376.3	377.0	377.0	377.7	378.0	379.3	381.0	383.0	385.0	387.0	387.7
10°	381.7	382.0	382.0	381.7	382.0	382.7	383.3	385.0	386.7	388.3	389.0
12.5°	394.3	393.3	393.0	392.0	392.3	391.0	391.0	390.7	390.7	391.0	391.0
15°	407.7	407.0	406.3	404.7	404.7	402.7	402.0	400.7	397.3	396.0	395.7
17.5°	419.7	419.0	417.7	416.3	415.7	413.0	412.3	410.0	406.0	403.0	402.0
20°	434.0	432.3	429.3	428.7	427.0	424.0	423.0	420.0	414.7	410.3	410.0
22.5°	456.0	453.3	450.3	448.0	443.7	440.7	438.0	434.0	427.7	422.7	421.3
25°	478.0	477.0	474.3	471.0	468.0	464.7	461.3	455.3	447.0	440.7	439.3
27.5°	509.0	506.7	503.3	498.0	496.3	490.7	488.0	483.0	474.7	466.7	465.3
30°	541.3	539.0	533.7	529.0	528.0	522.0	520.3	515.0	507.7	499.7	498.7
32.5°	578.3	576.0	572.0	569.3	565.7	562.3	558.3	553.3	544.0	537.3	536.0
35°	625.7	623.7	619.0	621.0	617.7	616.7	614.3	606.0	595.7	587.7	589.0
37.5°	663.0	662.7	663.7	662.7	667.0	671.3	671.3	672.0	667.0	658.3	656.7
40°	698.0	697.7	700.3	703.3	715.0	722.0	730.0	733.0	727.7	721.0	718.7
42.5°	730.7	730.0	733.7	744.7	759.0	772.0	785.7	797.3	800.0	792.7	791.0
45°	763.0	764.0	768.7	781.0	800.0	817.0	840.3	854.0	862.7	858.7	861.3
47.5°	802.0	803.0	808.0	822.7	839.3	860.7	888.0	911.3	921.7	921.7	918.3
50°	848.3	853.0	858.3	868.3	887.7	908.7	942.0	965.3	982.0	981.3	978.7
52.5°	910.0	911.0	919.7	927.7	944.3	965.7	995.7	1027.7	1048.7	1046.7	1043.7
55°	993.0	989.0	994.7	1002.3	1020.3	1039.0	1071.7	1108.7	1130.0	1123.7	1121.7
57.5°	1097.7	1094.3	1098.3	1107.7	1130.3	1145.7	1172.0	1206.0	1236.0	1241.3	1236.7
60°	1248.7	1248.7	1256.7	1276.7	1299.7	1322.7	1356.3	1397.3	1428.3	1436.0	1435.7
62.5°	1427.7	1439.0	1440.7	1466.7	1510.7	1550.3	1602.7	1675.0	1721.3	1754.3	1745.7
65°	1456.3	1460.0	1474.7	1515.0	1574.7	1645.0	1726.3	1821.3	1917.7	1965.3	1966.7
67°	1384.3	1385.7	1411.3	1453.7	1522.0	1601.3	1706.7	1822.3	1944.3	2006.0	2008.0
67.5°	1362.0	1359.3	1382.3	1426.7	1501.3	1590.7	1689.7	1811.3	1937.3	2003.3	2004.3
70°	1212.3	1213.7	1231.7	1281.0	1360.0	1443.7	1554.3	1679.3	1812.0	1872.3	1875.3
72.5°	1045.3	1036.7	1053.0	1105.7	1143.3	1225.0	1326.7	1421.0	1537.7	1594.7	1593.3
75°	797.3	773.3	802.0	832.7	853.7	934.7	998.0	1063.0	1170.7	1214.0	1211.7
77.5°	429.7	428.7	460.0	484.0	515.3	588.3	644.0	685.0	775.7	797.0	799.7
80°	233.3	242.0	260.7	287.3	312.7	347.7	380.0	405.7	435.3	421.7	418.7
82.5°	140.7	155.0	183.7	204.0	214.0	229.7	252.7	267.3	279.0	253.7	248.7
85°	22.3	40.3	103.7	124.0	134.7	142.0	147.0	156.7	143.0	134.0	136.3
87.5°	7.3	8.3	16.0	35.3	31.0	21.3	28.0	40.7	19.3	10.3	10.0
90°	0.0	0.0	0.0	0.0	0.0	0.0	0.0	0.0	0.0	0.0	0.0



REPORT NUMBER: P142060

CATALOG NUMBER: EMM-E01-LED-E1-T4

CANDELA DISTRIBUTION (continued):

	50°	55°	60°	65°	70°	75°	80°	85°	90°	95°	100°
0°	394.0	394.0	394.0	394.0	394.0	394.0	394.0	394.0	394.0	394.0	394.0
2.5°	389.0	389.3	390.3	391.7	392.3	394.0	394.0	395.3	395.3	396.3	397.3
5°	388.0	389.7	391.0	393.0	394.0	396.3	397.3	399.3	400.3	401.7	403.0
7.5°	389.7	392.0	393.7	396.0	397.7	400.0	401.0	402.7	403.7	405.3	406.0
10°	391.0	393.3	395.3	398.0	399.3	401.0	402.0	403.3	403.7	404.7	405.3
12.5°	392.7	393.7	395.3	397.7	399.0	400.0	401.0	402.0	403.0	403.0	403.0
15°	395.0	394.0	394.3	396.3	397.7	398.3	399.3	400.0	400.3	400.3	399.7
17.5°	400.0	397.3	395.7	395.7	396.3	397.0	397.0	396.0	395.3	394.3	393.0
20°	407.3	403.0	399.7	398.0	396.7	395.0	392.3	389.0	386.0	383.3	381.7
22.5°	417.7	413.3	409.3	405.7	401.3	395.7	390.0	383.0	377.3	373.0	371.3
25°	437.0	430.7	427.7	422.0	415.3	406.3	397.7	388.0	381.3	375.3	372.7
27.5°	463.0	458.0	451.3	448.3	439.7	429.3	419.7	408.0	398.7	391.3	386.3
30°	496.0	492.7	487.0	482.0	473.7	464.3	450.0	437.0	420.7	407.7	400.3
32.5°	534.0	529.0	524.0	517.7	511.7	499.3	486.0	466.3	443.7	421.3	407.7
35°	581.7	576.7	573.3	563.3	553.3	540.0	522.0	498.7	467.0	437.0	413.7
37.5°	647.3	636.7	620.3	606.0	588.0	567.7	547.3	519.3	484.0	445.0	413.0
40°	704.3	688.7	670.3	645.7	620.3	593.7	569.7	539.3	498.0	451.7	408.3
42.5°	778.3	751.3	720.3	687.7	653.0	621.0	591.3	556.7	508.3	452.0	397.3
45°	845.0	811.7	770.7	726.3	684.0	645.0	611.0	572.7	517.0	450.7	384.7
47.5°	904.3	865.3	815.3	762.0	712.0	668.0	630.7	590.3	528.3	455.0	380.0
50°	961.7	917.0	860.7	796.0	740.3	692.3	653.3	610.0	547.3	469.7	387.3
52.5°	1023.0	968.7	905.0	832.0	771.3	721.7	678.0	633.7	570.0	489.3	400.7
55°	1098.0	1036.3	963.7	883.0	813.3	758.0	708.7	662.0	597.0	513.7	416.3
57.5°	1198.0	1135.7	1052.0	959.0	886.0	820.3	761.0	708.3	638.0	547.3	439.7
60°	1390.7	1313.7	1202.3	1101.3	1022.3	945.0	873.3	801.3	716.7	615.3	499.7
62.5°	1700.0	1592.7	1454.7	1314.0	1207.3	1105.0	1010.3	916.7	811.0	697.3	571.0
65°	1914.0	1781.3	1608.0	1431.7	1287.3	1162.3	1049.3	938.0	820.3	712.0	602.0
67°	1963.0	1814.7	1617.3	1426.0	1269.0	1133.3	1010.3	894.3	776.0	677.7	583.7
67.5°	1961.0	1813.0	1610.0	1414.0	1256.7	1123.0	999.0	877.0	760.7	664.3	574.7
70°	1842.3	1693.7	1489.7	1294.7	1143.0	1010.0	885.0	778.7	660.0	582.0	514.7
72.5°	1561.0	1431.7	1267.0	1091.7	961.7	842.7	742.7	638.3	535.3	483.3	430.3
75°	1187.0	1072.3	921.3	793.0	694.0	611.3	511.0	442.3	370.0	334.3	315.3
77.5°	784.3	652.7	548.3	426.0	353.3	288.3	227.3	180.3	150.7	158.3	173.0
80°	415.0	329.3	243.7	188.7	145.7	113.3	90.0	67.3	49.0	57.3	72.0
82.5°	226.0	192.7	142.3	113.3	92.7	76.7	59.0	41.3	30.7	34.0	49.0
85°	129.0	113.3	88.0	68.7	60.0	49.0	33.7	22.7	22.0	23.7	30.3
87.5°	21.3	28.7	23.3	16.0	18.0	17.7	15.7	12.0	9.0	12.7	16.3
90°	0.0	0.0	0.0	0.0	0.0	0.0	0.0	0.0	0.0	0.0	0.0



REPORT NUMBER: P142060

CATALOG NUMBER: EMM-E01-LED-E1-T4

CANDELA DISTRIBUTION (continued):

	105°	110°	115°	120°	125°	130°	135°	140°	145°	150°	155°
0°	394.0	394.0	394.0	394.0	394.0	394.0	394.0	394.0	394.0	394.0	394.0
2.5°	398.0	399.0	400.3	400.7	400.3	401.3	403.0	404.3	403.3	402.7	404.3
5°	404.3	405.0	406.7	406.7	407.0	407.7	408.7	409.7	408.3	408.3	409.0
7.5°	407.0	407.0	408.7	408.0	408.0	407.7	408.7	409.0	407.0	406.7	407.0
10°	405.3	405.3	406.0	404.7	404.3	404.0	404.0	404.3	402.3	401.7	402.7
12.5°	403.0	403.0	402.3	401.7	401.0	400.3	401.0	401.3	400.0	400.0	400.3
15°	399.0	398.0	397.7	397.7	398.0	398.3	399.7	400.7	399.7	399.0	399.0
17.5°	392.3	391.7	392.7	394.7	397.0	398.7	400.7	401.3	399.0	396.3	394.3
20°	382.3	384.0	387.7	393.3	398.3	401.0	401.0	398.7	393.3	388.0	385.3
22.5°	372.0	376.7	384.7	393.3	399.3	400.3	396.7	391.7	384.3	378.7	373.7
25°	373.3	379.0	387.0	394.3	398.3	396.7	390.0	383.7	375.0	369.0	361.7
27.5°	387.3	392.7	396.7	399.0	397.7	392.3	384.7	376.0	366.3	358.0	349.3
30°	398.7	401.0	400.7	398.7	393.7	385.3	376.3	366.0	354.3	345.3	334.0
32.5°	400.7	396.3	389.7	382.3	375.7	366.3	356.0	344.0	331.0	319.3	308.0
35°	397.0	380.7	366.0	351.3	341.3	329.7	320.7	306.7	292.3	282.3	274.0
37.5°	383.3	355.0	331.7	311.0	296.3	283.0	269.3	255.7	243.7	239.0	236.7
40°	366.0	323.3	287.7	259.0	243.3	230.3	216.3	205.3	199.7	195.3	193.7
42.5°	340.7	287.3	243.0	212.3	192.3	180.3	166.7	160.7	158.0	159.0	157.7
45°	317.0	249.7	194.0	160.0	146.3	135.0	128.3	125.7	124.3	123.7	124.7
47.5°	300.3	220.7	156.3	121.7	110.3	102.3	99.7	98.7	98.3	97.0	96.7
50°	296.3	203.7	128.0	94.7	86.0	81.7	80.3	79.3	78.7	77.7	75.3
52.5°	301.0	199.0	114.0	81.3	74.0	70.7	69.7	68.0	67.3	64.7	61.7
55°	309.0	200.7	109.7	77.7	70.3	66.7	65.3	64.7	62.3	59.3	55.7
57.5°	325.7	211.0	111.7	78.7	71.0	67.7	67.0	66.3	63.3	59.0	54.3
60°	374.0	241.0	122.0	85.7	76.3	74.0	74.3	73.0	68.7	63.0	56.0
62.5°	448.7	287.7	141.0	94.3	85.0	85.0	87.0	86.0	79.3	70.0	60.0
65°	487.3	315.7	149.0	97.0	87.7	92.0	98.3	97.3	87.7	73.7	60.3
67°	481.3	310.3	144.3	93.0	82.7	88.3	94.7	95.0	84.3	70.3	57.7
67.5°	475.7	306.7	142.0	91.3	81.3	87.0	93.0	92.0	83.0	69.0	57.0
70°	427.3	269.3	126.7	85.3	75.3	77.0	78.7	77.3	70.3	61.0	52.7
72.5°	369.0	223.7	111.7	81.7	72.0	69.3	69.3	67.0	62.3	56.0	50.0
75°	281.3	174.0	98.0	77.7	68.0	64.0	63.3	61.7	57.7	53.0	47.7
77.5°	171.7	124.7	85.0	71.7	63.0	59.7	60.0	59.0	55.0	50.7	45.7
80°	86.0	80.7	71.3	62.3	57.0	53.7	54.0	52.0	48.7	45.3	41.3
82.5°	52.7	55.7	50.0	47.3	44.0	40.3	31.3	36.7	35.7	32.7	31.0
85°	35.0	34.7	31.3	27.7	25.3	22.0	19.7	20.0	22.0	22.7	22.7
87.5°	17.0	16.3	15.0	14.0	13.3	11.0	10.3	11.7	11.7	12.3	12.0
90°	0.0	0.0	0.0	0.0	0.0	0.0	0.0	0.0	0.0	0.0	0.0



REPORT NUMBER: P142060

CATALOG NUMBER: EMM-E01-LED-E1-T4

CANDELA DISTRIBUTION (continued):

	160°	165°	170°	175°	180°
0°	394.0	394.0	394.0	394.0	394.0
2.5°	404.7	405.3	405.0	406.0	405.0
5°	409.3	409.3	409.7	410.0	409.7
7.5°	407.0	406.7	407.3	408.0	407.7
10°	402.7	403.0	403.7	404.7	404.7
12.5°	401.0	401.3	402.7	403.7	403.7
15°	399.7	400.0	400.7	402.0	401.0
17.5°	393.7	392.3	392.3	393.3	392.3
20°	383.0	381.0	381.0	380.7	380.3
22.5°	370.3	365.3	364.0	362.3	362.7
25°	354.7	348.0	344.3	342.3	341.7
27.5°	342.0	334.3	330.7	327.7	326.7
30°	326.0	317.3	314.3	312.7	312.0
32.5°	302.7	295.0	291.0	290.0	288.0
35°	267.3	264.0	262.3	260.0	260.3
37.5°	232.0	231.0	227.0	228.3	227.0
40°	194.0	193.7	194.3	193.3	195.7
42.5°	158.3	157.3	159.0	158.0	159.0
45°	122.7	124.7	127.0	126.0	127.3
47.5°	94.0	94.3	93.7	94.3	95.0
50°	72.3	71.7	71.0	69.7	70.3
52.5°	59.7	57.3	55.7	54.7	54.3
55°	52.7	50.3	49.0	47.7	47.7
57.5°	50.7	47.7	45.7	44.7	44.3
60°	51.0	47.0	44.3	42.7	42.3
62.5°	52.3	47.0	43.3	41.7	41.0
65°	52.0	46.3	42.7	41.0	40.3
67°	50.3	45.3	42.3	40.7	40.3
67.5°	49.7	45.0	42.3	40.7	40.0
70°	47.3	44.0	41.7	40.0	39.3
72.5°	45.3	42.7	40.0	38.7	38.0
75°	43.3	40.7	38.3	37.0	36.7
77.5°	41.3	38.3	36.7	35.0	33.7
80°	37.7	34.3	32.0	29.3	28.7
82.5°	31.0	28.3	26.0	23.7	23.3
85°	23.0	22.0	20.0	18.0	18.0
87.5°	12.7	14.0	12.3	11.3	10.7
90°	0.0	0.0	0.0	0.0	0.0

(END OF REPORT)